

# FORM NO. MGT-7

[Pursuant to sub-Section(1) of section 92 of the Companies Act, 2013 and sub-rule (1) of rule 11of the Companies (Management and Administration) Rules, 2014]



# Annual Return

Form language  English  Hindi

Refer the instruction kit for filing the form.

## I. REGISTRATION AND OTHER DETAILS

(i) \* Corporate Identification Number (CIN) of the company

L25119KL1993PLC007213

Pre-fill

Global Location Number (GLN) of the company

\* Permanent Account Number (PAN) of the company

AAACE5277E

(ii) (a) Name of the company

EASTERN TREADS LIMITED

(b) Registered office address

3A, 3RD FLOOR, EASTERN CORPORATE OFFICE  
34/137 E, NH BYE-PASS, EDAPPALLY  
KOCHI  
Kerala  
682024



(c) \*e-mail ID of the company

treads@easterntreads.com

(d) \*Telephone number with STD code

04847161100

(e) Website

www.easterntreads.com

(iii) Date of Incorporation

02/07/1993

(iv)	Type of the Company	Category of the Company	Sub-category of the Company
	Public Company	Company limited by shares	Indian Non-Government company

(v) Whether company is having share capital



Yes



No

(vi) \*Whether shares listed on recognized Stock Exchange(s)



Yes



No

(a) Details of stock exchanges where shares are listed

S. No.	Stock Exchange Name	Code
1	BSE Limited	1

(b) CIN of the Registrar and Transfer Agent

U74900TN2015PTC101466

Pre-fill

Name of the Registrar and Transfer Agent

INTEGRATED REGISTRY MANAGEMENT SERVICES PRIVATE LIMITED

Registered office address of the Registrar and Transfer Agents

2nd Floor Kences Towers ,1 Ramakrishna Street  
North Usman Road T Nagar

(vii) \*Financial year From date 01/04/2020 (DD/MM/YYYY) To date 31/03/2021 (DD/MM/YYYY)

(viii) \*Whether Annual general meeting (AGM) held  Yes  No

(a) If yes, date of AGM

(b) Due date of AGM

30/09/2021

(c) Whether any extension for AGM granted

Yes  No

(f) Specify the reasons for not holding the same

AGM will be held on 10 August 2021

## II. PRINCIPAL BUSINESS ACTIVITIES OF THE COMPANY

\*Number of business activities

1

S.No	Main Activity group code	Description of Main Activity group	Business Activity Code	Description of Business Activity	% of turnover of the company
1	C	Manufacturing	C8	Plastic products, non-metallic mineral products, rubber products, fabricated	100

## III. PARTICULARS OF HOLDING, SUBSIDIARY AND ASSOCIATE COMPANIES (INCLUDING JOINT VENTURES)

\*No. of Companies for which information is to be given

1

Pre-fill All

S.No	Name of the company	CIN / FCRN	Holding/ Subsidiary/Associate/ Joint Venture	% of shares held
1	SHIPNEXT SOLUTIONS PRIVATE LIMITED	U72900KL2015PTC039195	Subsidiary	55

#### IV. SHARE CAPITAL, DEBENTURES AND OTHER SECURITIES OF THE COMPANY

##### (i) \*SHARE CAPITAL

###### (a) Equity share capital

Particulars	Authorised capital	Issued capital	Subscribed capital	Paid up capital
Total number of equity shares	6,000,000	5,591,500	5,232,000	5,232,000
Total amount of equity shares (in Rupees)	60,000,000	55,915,000	52,320,000	52,320,000

Number of classes

1

Class of Shares	Authorised capital	Issued capital	Subscribed capital	Paid up capital
Number of equity shares	6,000,000	5,591,500	5,232,000	5,232,000
Nominal value per share (in rupees)	10	10	10	10
Total amount of equity shares (in rupees)	60,000,000	55,915,000	52,320,000	52,320,000

###### (b) Preference share capital

Particulars	Authorised capital	Issued capital	Subscribed capital	Paid-up capital
Total number of preference shares	1,000,000	1,000,000	1,000,000	900,000
Total amount of preference shares (in rupees)	100,000,000	100,000,000	100,000,000	90,000,000

Number of classes

1

Class of shares	Authorised capital	Issued capital	Subscribed capital	Paid up capital
Number of preference shares	1,000,000	1,000,000	1,000,000	900,000
Nominal value per share (in rupees)	100	100	100	100
Total amount of preference shares (in rupees)	100,000,000	100,000,000	100,000,000	90,000,000

###### (c) Unclassified share capital

Particulars	Authorised Capital
Total amount of unclassified shares	0

###### (d) Break-up of paid-up share capital

Class of shares	Number of shares	Total nominal amount	Total Paid-up amount	Total premium
<b>Equity shares</b>				
<b>At the beginning of the year</b>	5,232,000	52,320,000	52,320,000	
<b>Increase during the year</b>	0	0	0	0
i. Public Issues	0	0	0	0
ii. Rights issue	0	0	0	0
iii. Bonus issue	0	0	0	0
iv. Private Placement/ Preferential allotment	0	0	0	0
v. ESOPs	0	0	0	0
vi. Sweat equity shares allotted	0	0	0	0
vii. Conversion of Preference share	0	0	0	0
viii. Conversion of Debentures	0	0	0	0
ix. GDRs/ADRs	0	0	0	0
x. Others, specify				
<b>Decrease during the year</b>	0	0	0	0
i. Buy-back of shares	0	0	0	0
ii. Shares forfeited	0	0	0	0
iii. Reduction of share capital	0	0	0	0
iv. Others, specify				
<b>At the end of the year</b>	5,232,000	52,320,000	52,320,000	
<b>Preference shares</b>				
<b>At the beginning of the year</b>	900,000	90,000,000	90,000,000	
<b>Increase during the year</b>	0	0	0	0
i. Issues of shares	0	0	0	0
ii. Re-issue of forfeited shares	0	0	0	0

iii. Others, specify				
<b>Decrease during the year</b>	0	0	0	0
i. Redemption of shares	0	0	0	0
ii. Shares forfeited	0	0	0	0
iii. Reduction of share capital	0	0	0	0
iv. Others, specify				
<b>At the end of the year</b>	900,000	90,000,000	90,000,000	

(ii) Details of stock split/consolidation during the year (for each class of shares)

0

Class of shares		(i)	(ii)	(iii)
Before split / Consolidation	Number of shares			
	Face value per share			
After split / Consolidation	Number of shares			
	Face value per share			

(iii) Details of shares/Debentures Transfers since closure date of last financial year (or in the case of the first return at any time since the incorporation of the company) \*

Nil

[Details being provided in a CD/Digital Media]

Yes  No  Not Applicable

Separate sheet attached for details of transfers

Yes  No

Note: In case list of transfer exceeds 10, option for submission as a separate sheet attachment or submission in a CD/Digital Media may be shown.

Date of the previous annual general meeting	15/09/2020		
Date of registration of transfer (Date Month Year)			
Type of transfer		1 - Equity, 2- Preference Shares,3 - Debentures, 4 - Stock	
Number of Shares/ Debentures/ Units Transferred		Amount per Share/ Debenture/Unit (in Rs.)	

Ledger Folio of Transferor		<input type="text"/>	
Transferor's Name	<input type="text"/>	<input type="text"/>	<input type="text"/>
	Surname	middle name	first name
Ledger Folio of Transferee		<input type="text"/>	
Transferee's Name	<input type="text"/>	<input type="text"/>	<input type="text"/>
	Surname	middle name	first name

Date of registration of transfer (Date Month Year)		<input type="text"/>	
Type of transfer	<input type="text"/>	1 - Equity, 2- Preference Shares,3 - Debentures, 4 - Stock	
Number of Shares/ Debentures/ Units Transferred	<input type="text"/>	Amount per Share/ Debenture/Unit (in Rs.)	<input type="text"/>
Ledger Folio of Transferor		<input type="text"/>	
Transferor's Name	<input type="text"/>	<input type="text"/>	<input type="text"/>
	Surname	middle name	first name
Ledger Folio of Transferee		<input type="text"/>	
Transferee's Name	<input type="text"/>	<input type="text"/>	<input type="text"/>
	Surname	middle name	first name

**(iv) \*Indebtedness including debentures (Outstanding as at the end of financial year)**

Particulars	Number of units	Nominal value per unit	Total value
Non-convertible debentures	0		0
Partly convertible debentures	0		0
Fully convertible debentures	0		0
Secured Loans (including interest outstanding/accrued but not due for payment) excluding deposits			255,724,000
Unsecured Loans (including interest outstanding/accrued but not due for payment) excluding deposits			0
Deposit			0
<b>Total</b>			255,724,000

**Details of debentures**

Class of debentures	Outstanding as at the beginning of the year	Increase during the year	Decrease during the year	Outstanding as at the end of the year
Non-convertible debentures	0	0	0	0
Partly convertible debentures	0	0	0	0
Fully convertible debentures	0	0	0	0

**(v) Securities (other than shares and debentures)**

0

Type of Securities	Number of Securities	Nominal Value of each Unit	Total Nominal Value	Paid up Value of each Unit	Total Paid up Value
Total					

**V. \*Turnover and net worth of the company (as defined in the Companies Act, 2013)****(i) Turnover**

670,885,000

**(ii) Net worth of the Company**

62,668,000

**VI. (a) \*SHARE HOLDING PATTERN - Promoters**

S. No.	Category	Equity	Preference
--------	----------	--------	------------

		Number of shares	Percentage	Number of shares	Percentage
1.	Individual/Hindu Undivided Family				
	(i) Indian	2,809,200	53.69	900,000	100
	(ii) Non-resident Indian (NRI)	0	0	0	0
	(iii) Foreign national (other than NRI)	0	0	0	0
2.	Government				
	(i) Central Government	0	0	0	0
	(ii) State Government	0	0	0	0
	(iii) Government companies	0	0	0	0
3.	Insurance companies	0	0	0	0
4.	Banks	0	0	0	0
5.	Financial institutions	0	0	0	0
6.	Foreign institutional investors	0	0	0	0
7.	Mutual funds	0	0	0	0
8.	Venture capital	0	0	0	0
9.	Body corporate (not mentioned above)	615,000	11.75	0	0
10.	Others	0	0	0	0
	<b>Total</b>	3,424,200	65.44	900,000	100

**Total number of shareholders (promoters)**

7

**(b) \*SHARE HOLDING PATTERN - Public/Other than promoters**

S. No.	Category	Equity		Preference	
		Number of shares	Percentage	Number of shares	Percentage
1.	Individual/Hindu Undivided Family				
	(i) Indian	1,509,052	28.84	0	0
	(ii) Non-resident Indian (NRI)	28,255	0.54	0	0
	(iii) Foreign national (other than NRI)	0	0	0	0



2.	Government				
	(i) Central Government	0	0	0	0
	(ii) State Government	0	0	0	0
	(iii) Government companies	0	0	0	0
3.	Insurance companies	0	0	0	0
4.	Banks	0	0	0	0
5.	Financial institutions	0	0	0	0
6.	Foreign institutional investors	0	0	0	0
7.	Mutual funds	0	0	0	0
8.	Venture capital	0	0	0	0
9.	Body corporate (not mentioned above)	239,909	4.59	0	0
10.	Others	30,584	0.58	0	0
	<b>Total</b>	1,807,800	34.55	0	0

**Total number of shareholders (other than promoters)**

2,003

**Total number of shareholders (Promoters+Public/  
Other than promoters)**

2,010

**VII. \*NUMBER OF PROMOTERS, MEMBERS, DEBENTURE HOLDERS  
(Details, Promoters, Members (other than promoters), Debenture holders)**

Details	At the beginning of the year	At the end of the year
Promoters	7	7
Members (other than promoters)	2,087	2,003
Debenture holders	0	0

**VIII. DETAILS OF DIRECTORS AND KEY MANAGERIAL PERSONNEL**







**(A) \*Composition of Board of Directors**

Category	Number of directors at the beginning of the year		Number of directors at the end of the year		Percentage of shares held by directors as at the end of year	
	Executive	Non-executive	Executive	Non-executive	Executive	Non-executive

<b>A. Promoter</b>	1	2	1	2	0.26	25.27
<b>B. Non-Promoter</b>	0	4	0	4	0	0.06
(i) Non-Independent	0	1	0	1	0	0.06
(ii) Independent	0	3	0	3	0	0
<b>C. Nominee Directors representing</b>	0	1	0	1	0	0
(i) Banks & FIs	0	0	0	0	0	0
(ii) Investing institutions	0	0	0	0	0	0
(iii) Government	0	0	0	0	0	0
(iv) Small share holders	0	0	0	0	0	0
(v) Others	0	1	0	1	0	0
<b>Total</b>	<b>1</b>	<b>7</b>	<b>1</b>	<b>7</b>	<b>0.26</b>	<b>25.33</b>

**Number of Directors and Key managerial personnel (who is not director) as on the financial year end date**

**(B) (i) \*Details of directors and Key managerial personnel as on the closure of financial year**

Name	DIN/PAN	Designation	Number of equity share(s) held	Date of cessation (after closure of financial year : If any)
NAVAS MANALUMPAR 	00128692	Director	1,322,250	
MANALUMPARAYIL EE 	00129005	Managing Director	13,700	
SHEREEN NAVAZ	00328770	Director	0	
NAIJU JOSEPH	00419362	Director	0	
MATHUR SESHAIYER 	00254692	Director	0	
NEELAKANTA IYER KA 	00328870	Director	0	
RANI JOSEPH	07423144	Director	0	
RAJESH JACOB	06443594	Nominee director	0	
BAIJU THANKAYATHIL 	AGKPT6232F	Company Secretar	1,000	
MOHAMMEDSHERIFS 	ANWPM6512A	CFO	5,634	

**(ii) Particulars of change in director(s) and Key managerial personnel during the year**

Name	DIN/PAN	Designation at the beginning / during the financial year	Date of appointment/ change in designation/ cessation	Nature of change (Appointment/ Change in designation/ Cessation)

## IX. MEETINGS OF MEMBERS/CLASS OF MEMBERS/BOARD/COMMITTEES OF THE BOARD OF DIRECTORS

### A. MEMBERS/CLASS /REQUISITIONED/NCLT/COURT CONVENED MEETINGS

Number of meetings held

Type of meeting	Date of meeting	Total Number of Members entitled to attend meeting	Attendance	
			Number of members attended	% of total shareholding
Annual General Meeting	15/09/2020	2,155	28	58.67

### B. BOARD MEETINGS

\*Number of meetings held

S. No.	Date of meeting	Total Number of directors associated as on the date of meeting	Attendance	
			Number of directors attended	% of attendance
1	29/06/2020	8	6	75
2	07/09/2020	8	7	87.5
3	12/11/2020	8	7	87.5
4	08/02/2021	8	8	100
5	22/03/2021	8	7	87.5

### C. COMMITTEE MEETINGS

Number of meetings held

S. No.	Type of meeting	Date of meeting	Total Number of Members as on the date of the meeting	Attendance	
				Number of members attended	% of attendance
1	Audit Committee	29/06/2020	3	3	100
2	Audit Committee	07/09/2020	3	3	100
3	Audit Committee	12/11/2020	3	3	100
4	Audit Committee	08/02/2021	3	3	100

S. No.	Type of meeting	Date of meeting	Total Number of Members as on the date of the meeting	Attendance	
				Number of members attended	% of attendance
5	Audit Committee	22/03/2021	3	3	100
6	Nomination and	12/11/2020	3	3	100
7	Stakeholders Forum	22/03/2021	3	3	100
8	Risk Management	22/03/2021	3	3	100
9	Share Transfer	26/03/2021	3	3	100

**D. \*ATTENDANCE OF DIRECTORS**

S. No.	Name of the director	Board Meetings			Committee Meetings			Whether attended AGM held on
		Number of Meetings which director was entitled to attend	Number of Meetings attended	% of attendance	Number of Meetings which director was entitled to attend	Number of Meetings attended	% of attendance	
		(Y/N/NA)						
1	NAVAS MANA	5	5	100	1	1	100	
2	MANALUMPA	5	5	100	7	7	100	
3	SHEREEN NA	5	4	80	0	0	0	
4	NAIJU JOSEPH	5	5	100	2	2	100	
5	MATHUR SES	5	5	100	9	9	100	
6	NEELAKANTA	5	5	100	7	7	100	
7	RANI JOSEPH	5	5	100	1	1	100	
8	RAJESH JAC	5	1	20	0	0	0	

**X. \*REMUNERATION OF DIRECTORS AND KEY MANAGERIAL PERSONNEL**

Nil

Number of Managing Director, Whole-time Directors and/or Manager whose remuneration details to be entered

1

S. No.	Name	Designation	Gross Salary	Commission	Stock Option/Sweat equity	Others	Total Amount
1	MANALUMPARAYI	Managing Director	0	0	0	0	0
	Total		0	0	0	0	0

Number of CEO, CFO and Company secretary whose remuneration details to be entered

2

S. No.	Name	Designation	Gross Salary	Commission	Stock Option/ Sweat equity	Others	Total Amount
1	BAIJU THANKAYA	Company Secre	1,109,427	0	0	0	1,109,427
2	MOHAMMEDSHER	CFO	1,697,129	0	0	19,000	1,716,129
	Total		2,806,556	0	0	19,000	2,825,556

Number of other directors whose remuneration details to be entered

7

S. No.	Name	Designation	Gross Salary	Commission	Stock Option/ Sweat equity	Others	Total Amount
1	NAVAS MANALUM	Director	0	0	0	0	0
2	SHEREEN NAVAZ	Director	0	0	0	0	0
3	NAIJU JOSEPH	Director	0	0	0	20,000	20,000
4	MATHUR SESHAIY	Director	0	0	0	0	0
5	NEELAKANTA IYER	Director	0	0	0	25,000	25,000
6	RANI JOSEPH	Director	0	0	0	25,000	25,000
7	RAJESH JACOB	Nominee directo	0	0	0	0	0
	Total		0	0	0	70,000	70,000

#### XI. MATTERS RELATED TO CERTIFICATION OF COMPLIANCES AND DISCLOSURES

\* A. Whether the company has made compliances and disclosures in respect of applicable provisions of the Companies Act, 2013 during the year  Yes  No

B. If No, give reasons/observations

#### XII. PENALTY AND PUNISHMENT - DETAILS THEREOF

(A) DETAILS OF PENALTIES / PUNISHMENT IMPOSED ON COMPANY/DIRECTORS /OFFICERS  Nil

Name of the company/ directors/ officers	Name of the court/ concerned Authority	Date of Order	Name of the Act and section under which penalised / punished	Details of penalty/ punishment	Details of appeal (if any) including present status

(B) DETAILS OF COMPOUNDING OF OFFENCES  Nil

Name of the company/ directors/ officers	Name of the court/ concerned Authority	Date of Order	Name of the Act and section under which offence committed	Particulars of offence	Amount of compounding (in Rupees)

**XIII. Whether complete list of shareholders, debenture holders has been enclosed as an attachment**

Yes  No

**XIV. COMPLIANCE OF SUB-SECTION (2) OF SECTION 92, IN CASE OF LISTED COMPANIES**

In case of a listed company or a company having paid up share capital of Ten Crore rupees or more or turnover of Fifty Crore rupees or more, details of company secretary in whole time practice certifying the annual return in Form MGT-8.

Name

Whether associate or fellow  Associate  Fellow

Certificate of practice number

**I/We certify that:**

- (a) The return states the facts, as they stood on the date of the closure of the financial year aforesaid correctly and adequately.  
(b) Unless otherwise expressly stated to the contrary elsewhere in this Return, the Company has complied with all the provisions of the Act during the financial year.

**Declaration**

I am Authorised by the Board of Directors of the company vide resolution no. ...  dated

(DD/MM/YYYY) to sign this form and declare that all the requirements of the Companies Act, 2013 and the rules made thereunder in respect of the subject matter of this form and matters incidental thereto have been complied with. I further declare that:

- Whatever is stated in this form and in the attachments thereto is true, correct and complete and no information material to the subject matter of this form has been suppressed or concealed and is as per the original records maintained by the company.
- All the required attachments have been completely and legibly attached to this form.

**Note: Attention is also drawn to the provisions of Section 447, section 448 and 449 of the Companies Act, 2013 which provide for punishment for fraud, punishment for false statement and punishment for false evidence respectively.**

**To be digitally signed by**

Director

DIN of the director

**To be digitally signed by**

Company Secretary

Company secretary in practice

Membership number

Certificate of practice number

**Attachments**

1. List of share holders, debenture holders
2. Approval letter for extension of AGM;
3. Copy of MGT-8;
4. Optional Attachment(s), if any

Attach

Attach

Attach

Attach

**List of attachments**

Remove attachment

Modify

Check Form

Prescrutiny

Submit

---

**This eForm has been taken on file maintained by the Registrar of Companies through electronic mode and on the basis of statement of correctness given by the company**